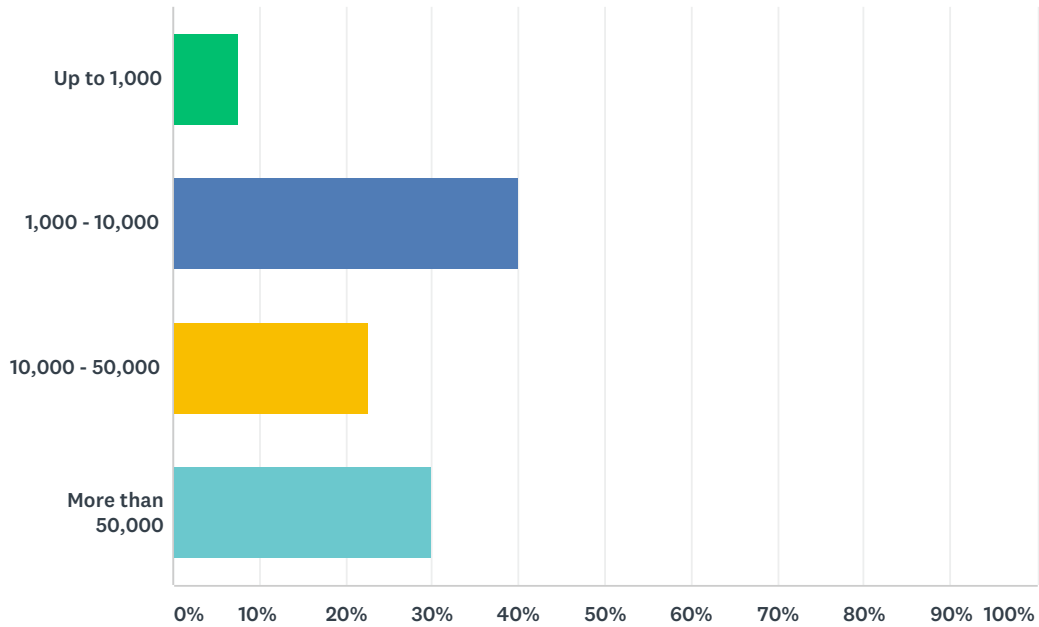


Q5 If you have reserve collections, roughly how many items do you have in them?

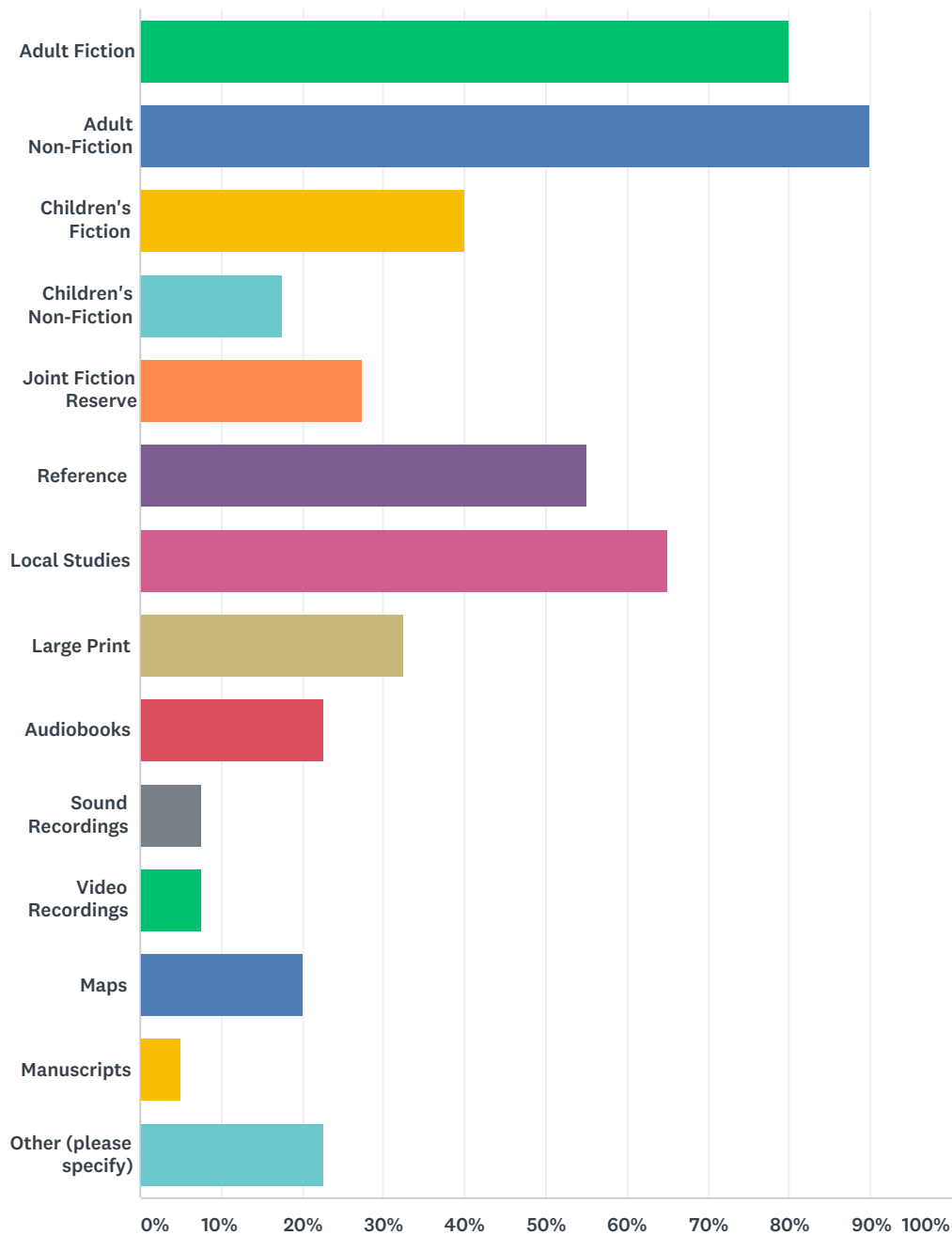
Answered: 40 Skipped: 6



ANSWER CHOICES	RESPONSES	
Up to 1,000	7.50%	3
1,000 - 10,000	40.00%	16
10,000 - 50,000	22.50%	9
More than 50,000	30.00%	12
TOTAL		40

Q6 What categories of items are held in your reserve collections?

Answered: 40 Skipped: 6

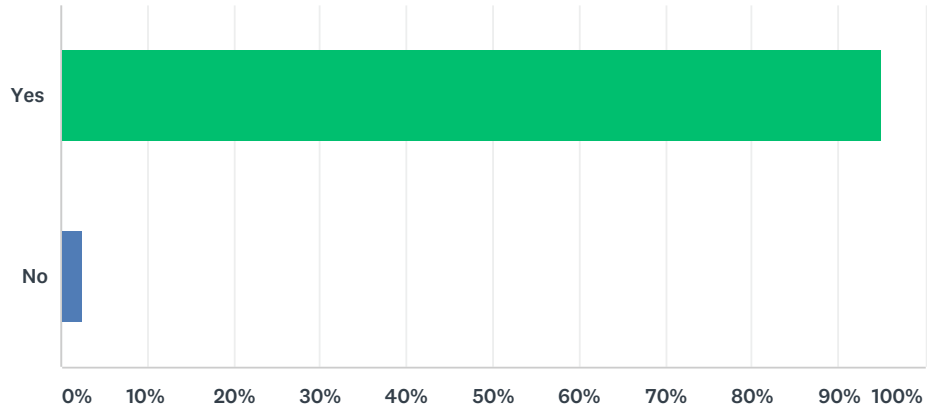


ANSWER CHOICES	RESPONSES	
Adult Fiction	80.00%	32
Adult Non-Fiction	90.00%	36
Children's Fiction	40.00%	16
Children's Non-Fiction	17.50%	7
Joint Fiction Reserve	27.50%	11
Reference	55.00%	22
Local Studies	65.00%	26

Large Print	32.50%	13
Audiobooks	22.50%	9
Sound Recordings	7.50%	3
Video Recordings	7.50%	3
Maps	20.00%	8
Manuscripts	5.00%	2
Other (please specify)	22.50%	9
Total Respondents: 40		

Q7 Are your holdings catalogued?

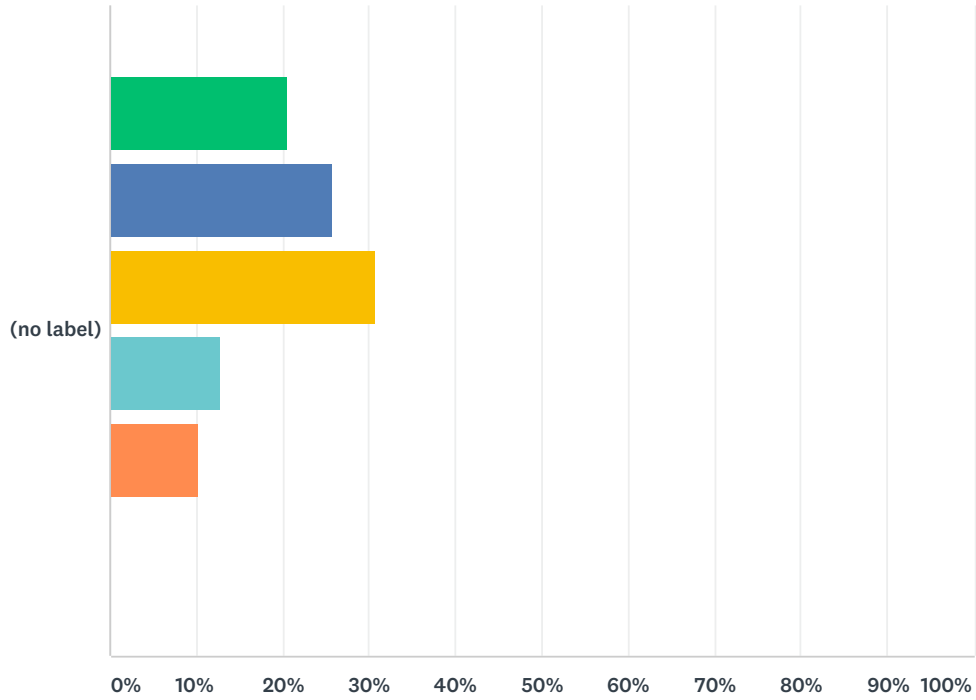
Answered: 40 Skipped: 6



ANSWER CHOICES	RESPONSES	
Yes	95.00%	38
No	2.50%	1
TOTAL		40

Q8 How well is the collection used? (1 is low and 6 is high)

Answered: 39 Skipped: 7

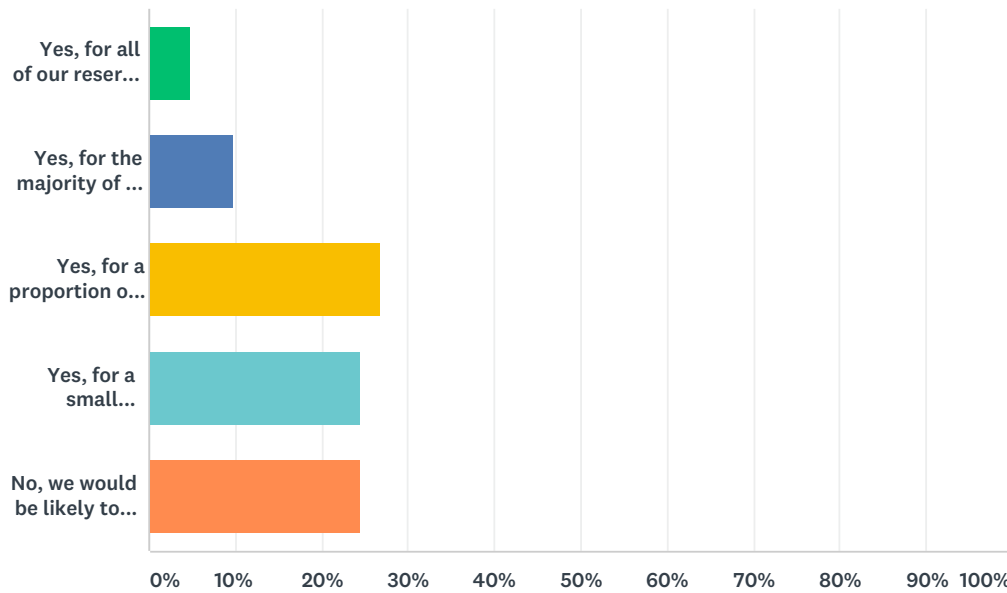


1 2 3 4 5 6

	1	2	3	4	5	6	TOTAL	WEIGHTED AVERAGE
(no label)	20.51% 8	25.64% 10	30.77% 12	12.82% 5	10.26% 4	0.00% 0	39	2.67

Q9 If a national reserve collection were to be created, would your organisation be interested in contributing items to it?

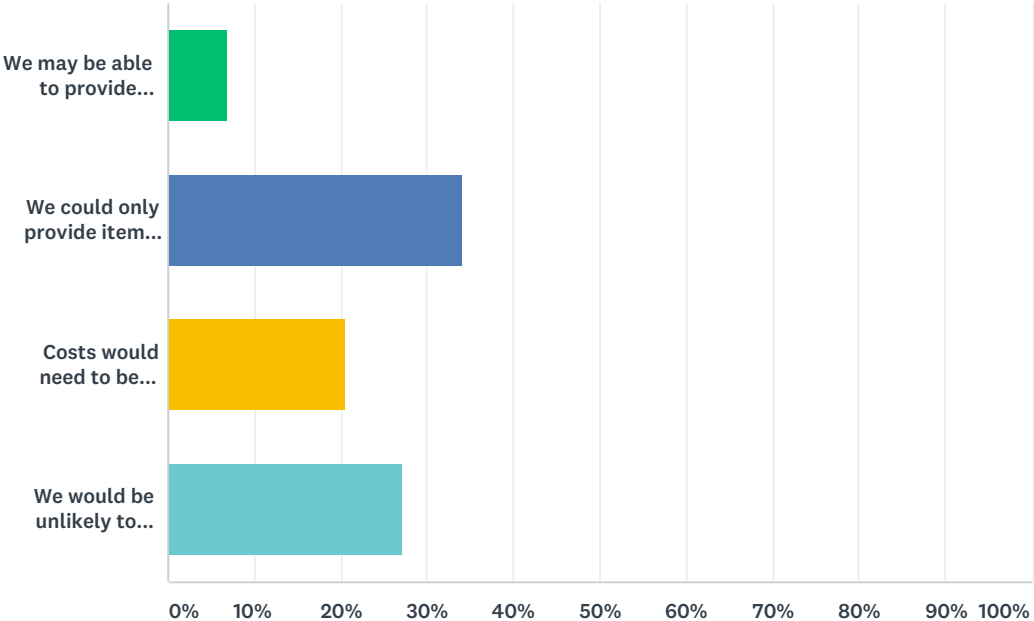
Answered: 41 Skipped: 5



ANSWER CHOICES	RESPONSES	
Yes, for all of our reserve collections	4.88%	2
Yes, for the majority of our reserve collections	9.76%	4
Yes, for a proportion of our reserve collections	26.83%	11
Yes, for a small proportion of our reserve collections	24.39%	10
No, we would be likely to retain all of our reserve collections	24.39%	10
TOTAL		41

Q10 If a national reserve were created, operational storage and retrieval costs would need to be met. Would your organisation's view be likely to be:

Answered: 44 Skipped: 2



ANSWER CHOICES	RESPONSES	
We may be able to provide annual funding	6.82%	3
We could only provide items, we would be unlikely to provide funding	34.09%	15
Costs would need to be covered by charges for accessing the service	20.45%	9
We would be unlikely to participate in the service	27.27%	12
TOTAL		44